

## WHIPS & WHEELS DRIVING CLUB

[www.whipsandwheelsdrivingclub.org](http://www.whipsandwheelsdrivingclub.org)

**SEPTEMBER 2008**

### OFFICERS FOR 2008:

Head Whip:

Faith Bradshaw 704-213-7076

[faith@salisburyblueprints.com](mailto:faith@salisburyblueprints.com)

Head Navigator:

Linda Harbison 336-922-3234

[harbisonranch@alltel.net](mailto:harbisonranch@alltel.net)

Score Keeper:

Tricia Hardy 336-751-0786

[tjhardy2@juno.com](mailto:tjhardy2@juno.com)

Treasure Keeper:

Pat Granzky 336-765-6759

[pat\\_granzky@hotmail.com](mailto:pat_granzky@hotmail.com)

Directors:

Nancy Faller 336-284-6581

[paradoxfarm@yadtel.net](mailto:paradoxfarm@yadtel.net)

Tommy Cope 336-998-4915

[tlcfarm@yadtel.net](mailto:tlcfarm@yadtel.net)

Doug Prevette 336-492-5267



### FROM THE PRESIDENT'S CARRIAGE

Finally cooler weather! Doug and I are practicing for the state fair (parallel parking a pair of horses with a 4 wheeled carriage etc) Don't forget the Halloween Drive, it is always one of the highlights of the year. The next three months will go by in a blur.... and then its Christmas.

See you soon.

"Keep your hooves on the ground."

Faith Bradshaw

### NEWS FROM THE VICE.....

Thanks to Barbie Black and Paradox Farm for hosting a GREAT De-Spooking clinic!! The weather was a little warm, but there were a lot of great "spooky" things. After a brief meeting we worked our horses on a halter and lead thru different stations. Some horses dealt with things different than others. It was very interesting to watch them get acclimated and gain trust and become more calm with other horses around that were not as spooky. We then took a brief break for lunch and then some people rode and some long-line drove their horses through the same areas. I chose to gain opportunity from long-lining and could really see a difference with the driving bridle. There were things that my horse did not even notice on a halter and lead and was quite different with blinders. There also was some great sound effects coming from a "noisy" CD that had a lot of sounds you may encounter while driving or riding which I found do be a great training tool. Nancy said she has info on where to get the 2-set CD. Thanks again to Barbie Black and Paradox Farm for hosting another great clinic.

### News from the Vice.....continued

Good luck to all who are going to the CCC Show at Harmon Field. I hear it is such a nice show. I was planning on being there but my new carriage did not come in correctly. I will definitely plan on next year. Lets all look forward to the upcoming Halloween event at Paradox on the 25<sup>th</sup>. And let me say this....Nancy loves Halloween! And she will have some great things set up for a fun day!! Don't forget to check out the pictures on the Web-site of past and present events. Hope everyone is well and are enjoying some cooler weather. Drive safely. Linda

**HALLOWEEN  
AT PARADOX!  
10/25/08**

---

**GREAT DE-SPOOKING  
CLINIC!**

## DE-SPOOKING CLINIC

By Penny Brandon

Whips and Wheels driving club held a de-spooking clinic on Saturday, October 13, at Paradox Farm. Paradox is a beautiful venue, and Nancy always does a great job of setting up for club events. The clinician for de-spooking was Barbie Black, who has worked with the Hendersonville NC mounted police to bombproof their horses. Barbie has also recently accepted the position of trainer at Paradox, and we hope to be seeing more of her at future club events. This was Amber's first club outing, so I was interested to see how she would behave.

The first part of the day was spent with horses in hand being led through a number of creative hazards. Barbie emphasized that confident body language will help encourage a horse through a scary situation. When Tommy Cope's little mare refused to walk over a double row of tires, Faith led in her mare, Crescent. Barbie said that a frightened horse will understand the body language of the calm horse and be less afraid.

We led our horses through a variety of other obstacles, including a pen of goats, simulated bridges, tarps, and even a burning pile of brush. Nancy had obtained and restored a set of plaster zoo animals which the horses found interesting. We walked through everything right-to-left and then left-to-right, so that the horses could see everything from both eyes and from every angle. Amber walked placidly through every hazard and concentrated her attention on the yummy Paradox grass.

Having walked among the balloons and whirligigs, and checked out the naked lady in the bathtub (mannequin), the horses grouped around a collection of farm equipment. Nancy's dad cranked up the tractor and lifted the bucket. Nancy drove around and among us with the mower. Most of the horses were pretty calm, having seen tractors and such on their respective farms. Nancy drove the mower within inches of Amber, who didn't stop grazing long enough to notice.

After a break for lunch, some of the horses got another chance to see the hazards either under saddle or in harness. Barbie pointed out that many horses react differently when their trusted person is not standing near their heads. She recommended ground driving, rather than hitching, to make the driver less vulnerable in

case of a bolting horse. As before, no one had much difficulty, although several people did comment on different reactions to items that the horses had seen only that morning. Amber was pronounced completely bombproof while in hand, but shied at several things under saddle.

All together, it was a beautiful day, an awesome location, and a good time spent with horses and friends. With a turnout of about 30 participants, the clinic was a great success. And the timing is perfect—our horses are all de-spooked in time for the annual Halloween Drive to be held at Paradox in October.

### Paradox 9/13/08 Tricia Hardy

It was hot & humid, but as usual the Paradox team put on a very successful de-spooking clinic, we had a really good turnout. Barbie Black explained what we would be doing, then the 9:00 group was split into to groups with each group starting at a different "spooking area". I understand the 10:00 group was quite a bit more exciting to watch than the 9:00 group! We had whirligigs, umbrellas, monsters in trees, animal statues, tires, tarps, a tent to go under, a pile of burning brush, two different soundtracks of scary noises, goats and Precious really liked the turban on the mannequin in the bathtub, but she didn't like Donna's birthday balloon! She also decided her buddy had to do everything first! She is a totally different horse when not hitched to the carriage! After the first session some of us saddled up or put our horses in long lines and redid all the scary stuff. Some of us then went out on the trails and cones course Nancy had set up. Thank You Barbie for a great clinic, and the whole Paradox team for setting up a great course. I think we all appreciated it being down by the trailers and not up at the dressage arena with the heat and humidity. Most especially Thank You to Nancy for allowing us to come enjoy your farm again.

## CCC PLEASURE DRIVING & DRESSAGE SHOW

Sept 26-28th by Tricia Hardy

Five of our members, Nancy, Tonya, Claudia, Barbie and myself attended the CCC Pleasure Driving show this past weekend. Boy do these people know how to put on a FUN show. We had all the traditional ring classes and this show includes a Marathon turnout class so you don't have to have a "FANCY" carriage to show! They had Dressage for Training & Preliminary and they

had Games, lots of them! Everyone is so friendly and encouraging.

The weather was "a bit damp" for the trip down to Tryon and we all were pretty water logged by the end of the day Friday. I was offered another stall since Precious needed water wings with the constant run off from the rain running right into her stall. The Paradox crew moved down to the same barn which we actually liked better since the horses/ponies were right near where we were camped. We will probably ask for the same barn next year! The people who had to do their dressage test on Friday were absolutely soaked, but they didn't have to "dress" they were allowed their rain gear and jeans. The rain moved out sometime during the night and it was pretty humid Saturday morning, but even that burned off, although the dressage arena still had a lake on one side of it. By midday Sunday I had a bad case of sunburn!

Our group came home with lots of ribbons. Tonya was ecstatic about winning her FIRST Blue Ribbon ever in the Progressive Cones class with a clean round. I won my first Blue in a Turnout class with my new marathon carriage.

For any CCC members who might be reading this, **Thank You** for a great show, your volunteers are wonderful and you kept everything moving and the show is fun. I do have one suggestion though. Once the dressage classes are done couldn't you use the dressage arena and run a second set of the games in that arena, that would speed up that end of things since you keep each cones course open for 2 hours. I realize you would need a second set of judges and volunteers, but if it were feasible it might help those of us who have a long drive home at the end of the show.

## **CHANGES COMING?....**

Tricia Hardy

A few of you already know most of what I am going to say about my carriage buying experience with Alogo Carriages and Leigh Mack, this is for those of you who may be thinking about getting one so you know in advance what you might expect.

I sent a deposit for a new Marathon carriage before I heard anything about [www.CarrigeDriving.net](http://www.CarrigeDriving.net) and their CD-L list. One week before the SECOND promised delivery date (which was missed) I found out about this

list and what was being said about this company's Sales Rep. and it all seems to be true! He missed four delivery dates and didn't get in touch with me until many days after the missed dates!

I had spoken with 2 people who already have Alogo carriages (yes they really do exist) and they love them and think they are a wonderful product. One uses hers in CDE's, the other had been waiting for 2 more carriages she ordered (back in January, paid in full) and was in the same boat as me, missed delivery dates and no response when you tried to contact him. On top of that, this lady is one of his dealers!!!! Finally on August 3rd she received her 2 carriages, (after dark) then on Thursday 8/7/08 I finally received mine, again well after dark so you couldn't really check it out! Thank goodness I asked Nancy Faller if the carriage could be delivered at her farm where I could test drive it, even though it was dark. He PROMISED a 5:00pm delivery, it was after 8:00 when he finally showed up!

The carriage is wonderful, looks good, feels solid, seems like it is going to be very comfortable when I get to try it away from Nancy's driveway, but the shafts were WAY TO NARROW for Precious. Nancy says they are way to small for Peanut! They are also way to low, Precious could almost step over them! Nancy & Barbie went over the carriage with a fine tooth comb checking it out for me. They told Leigh what I needed to have done to make the shafts work for Precious. He was supposed to be making me new shafts within 2 weeks.....! This shaft problem seems to be everyone's complaint, but all the others I talked to drive ponies not a horse, so it was really worse for me.

He did not get any money from me when he left that night, so he only had my deposit and my gig as a trade in. I said "you have half of what I owe you, you are taking my gig, WHEN I RECEIVE the shafts I will mail you the balance I owe you. If I don't receive the shafts in a reasonable amount of time I will have them made and deduct the cost from the balance I owe you". Two weeks had come and gone and he told me the welder had not gotten to them yet, there were orders before mine, why on earth did he tell me two weeks when he already knew this!!! I took the carriage to a carriage maker on Sunday 8/24 to have the shafts reworked to fit Precious. I MIGHT actually have my new carriage "useable" for the Tryon Pleasure show Sept 26-28. I think I have a much

better chance now than if I kept waiting for Leigh to have them made!

So to make a long story short..... BE FOREWARNED if you are thinking about purchasing an Alogo carriage. It will be a nerve racking experience dealing with Leigh Mack. It seems there is no way to get around dealing with him even though the carriage is a GOOD product. I understand his dealers are also very frustrated working with him!

**NOTE 8/25/08:** I received an e-mail from another Dealer (who was kind enough to send me the PDF file for the care manual, since Leigh could not bother to do it) and she says "Leigh is bowing out and the interested dealers will become importers". This has to be a good thing. I do have my shafts now, Paul Nordan reworked them for me (in less than 3 days!) and I have actually had a chance to drive my new carriage for the first time on 8/30/08! **I really do love it,** but after having had the chance to drive it more than once we think it is a tad small for a 15 hand horse. We are still playing with adjusting the shafts so she doesn't hit the single tree. Jeff says it rides BETTER than my Country Gig (my ex show carriage) I think so too! Now I just need to get used to it before the show in Tryon Sept 26-28.

## **MORE LUAU RECIPIES.....**

### **BANANA PUDDING**

by Liz Patten

9x13 casserole dish  
4 eggs yolks and room temperature  
4 cups whole milk  
2 tablespoons all purpose flour  
2 cups sugar  
pinch of salt  
2 teaspoons real vanilla extract  
2 boxes Vanilla Wafers  
8 bananas, just ripe  
4 egg whites  
1/4 teaspoon Cream of Tartar  
5 tablespoons sugar

In a large sauce pan: whisk together the milk, flour, sugar and salt.

Over a medium heat setting, heat the milk until just starting to boil. Stir frequently, this takes a while.

Remove the sauce pan from the heat.

In a medium bowl, whisk the egg yolks until smooth. Add about 1/2 a cup of the hot milk and whisk again. Repeat and add egg/milk mixture back to the sauce pan.

Whisk well and return the pan to the medium heat. Bring the custard just to boiling and remove from heat for good. Stir in Vanilla. Let cool 15-20 minutes before assembling the pudding.

Note: Do not let the custard come to a full boil. Over-cooking the custard or not tempering the eggs properly will curdle the custard and make it unfit to eat.

Custard will be a bit thin, but once it is chilled will firm up nicely.

Layer in order, cookies, sliced bananas and pudding in the casserole pan. I usually try for 2 layers of each, so I split the cookies, bananas and pudding into 2.

Turn the oven to 375^.

Whip egg whites and cream of tartar high but not dry. Add 5 tablespoons of sugar 1 at a time. Stop mixing.

Spread the meringue over the pudding. Use the flat of the spreader to create peaks.

Bake for 15 minutes or until the meringue is golden brown.

Cool, then chill. Enjoy!

### **EASY FRUIT COBLER**

I normally make this with Blueberries, for the Luau I substituted Apples and added a tsp of cinnamon and a pinch of nutmeg to the batter then sprinkled more cinnamon and sugar over the apples before baking.

1 stick of Butter  
1 Cup Sugar  
1 Cup Flour  
1 1/2 tsp Baking Powder  
3/4 Cup Milk  
1/2 tsp Salt  
2 1/2 Cup prepared Fruit of your choice

Preheat oven to 400. Melt butter in 10 x 10" pan. Mix all ingredients EXCEPT the fruit in a bowl. Pour the batter in the pan of melted butter. Spread the fruit over the top and bake 35 minutes @ 400. Use extra sugar for really tart fruit.

## BUTTER PECAN ICE CREAM

(to go with the cobbler, or on it's own)

2 Cups Chopped Pecans  
 3 Tbs Butter  
 1 (3 3/4oz)pkg Instant Vanilla Pudding  
 1 1/4 Cup Sugar  
 2 (14oz cans) Evaporated Milk  
 1/2 tsp Vanilla Extract  
 1 Qt Milk

Sauté chopped pecans in melted butter stirring constantly for about 5 minutes or until toasted (I don't bother with this part). Set aside to cool. Combine all remaining ingredients and mix well. Pour into the freezer can of a 1 1/2-2 gallon electric ice cream freezer. Freeze about 10 minutes or until ice cream is thick. Remove dasher and add the cooled pecans. Return dasher and freeze until firm according to manufacturer's instructions. Let ripen at least 1 hour.

## CONGRATULATIONS...

One of the prize winners for the 2008 World Singles Team Raffle was our own Polly Hixson, she won a Weekend at the Florida Carriage Museum and Resort -

## CORRECTION

Correction to the minutes of the General Meeting held August 23rd: "Hey Tricia! I noticed in meeting minutes in the August newsletter, the part about the Peacock Inn Bed & Breakfast was attributed to me. I wasn't at the meeting. Did you mean Penny Godbey?" Thanks, Penny Brandon  
 Yes I did mean Penny Godbey!

## SCHEDULE FOR 2008:

\*Regardless of the event being held, visitors and spectators are ALWAYS welcome. Please come and check us out!\*

**October 25th** Annual Halloween @ Paradox.  
 Start working on those costumes!

**November 22<sup>nd</sup>** Annual Turkey Trot @ TLC Farm.

**December 7<sup>th</sup>** (tentative) Christmas Party, Tommy is still working out the details.

**\*BYOL= Bring Your Own Lunch!**

## CLASSIFIEDS:

**NOTE: Ads will run for 2 months then be deleted unless you request them to be run for another 2 months.**

**08/11** Pony size Meadowbrook cart. Like new condition, beautiful black trim and patent shaft covers. Green seats. Wood dash with whip holder. Used on 13.2h pony. Good for show or pleasure driving.

Measurements are: shaft length-75", width (narrowest)26" to (widest)35", axle width-61", seat width-41" and wheel size-44". \$1200 Call 336-643-1793 or email [Thoy3@aol.com](mailto:Thoy3@aol.com) to set up time to view &/or try on your pony. Erin Hoyle



**08/11** Unfortunately, I am unable to store and care for about 6 complete sets of Leather Harnesses that I inherited.

- Smuckers 4 in hand patent black show harness with 4 collars...horse size
- Same as above but in pony size, black/gold trim
- Russet and Brass Tandem pony harness set, very clean, polished and ready to go, super supple
- Russet and Brass Tandem set for full size horses.

I have matching reins for some of the above, as well as traces. My dining room is stacked 2 feet high with this stuff and I need to move it. I have talked to people at the Martin Sale in VA and the 4 in hand sets should bring between 3-4 grand at auction this fall. Larry--336-399-0937

**08/10** Trying to find a good home for these little guys, please pass on.  
 Have a 2 year old Mini-Colt and a 16 Month old Mini-Jack for sale. Both were born on our farm and are handled daily, very friendly and behave like dogs. They have been pastured with horses, goats, dogs, and often just free range and come in the barn at night on their own. Easy to clip, trim feet and will follow you anywhere. No biting or bad manners, but both are intact males. We are too busy to cart train them and would like someone else to enjoy them. Prefer to sell as a pair since they have never been apart since birth. \$400 each or \$750 for both to good home. Colt has papers, Jack does not. Contact: Larry 336-399-0937 Heaven's Gait Farm TN Walking Horses Advance, NC 27006

**08/10** For Sale - Meadowbrook, draft size, excellent condition, \$1200 also have draft size adjustable collar with wooden hames/chains call Carol 336-364-4739 with questions, pictures of cart available via email if interested - flatrivervfarm@netzero.net


Exp 2/09



**Tricia Hardy/MAD Ceramics**  
 547 John Crotts Road  
 Mocksville, NC 27028  
**(Mailing Address)**

**336-751-7655**

Exp 3/09




**Driving Lessons** **Training**

**Boarding**

**H: 336-998-4915**  
**C: 336-749-6968**

Cut Here

**Membership Application**




Name: \_\_\_\_\_

Address: \_\_\_\_\_

City: \_\_\_\_\_ ST: \_\_\_\_\_ Zip: \_\_\_\_\_


Phone: (\_\_\_\_) \_\_\_\_\_ (Home) (\_\_\_\_) \_\_\_\_\_ (Office)

Fax (\_\_\_\_) \_\_\_\_\_ E-Mail: \_\_\_\_\_



Check all that apply:  New Family  New Single  New after June 30<sup>th</sup>  Renewal

NEW & Renewing current Memberships **AFTER November 1st** will run through the next year:  
 Family Membership (2 or more people) \$25.00 Single Membership (1 person) \$15.00  
 Total Enclosed \$ \_\_\_\_\_



**NOTE:** Membership will run from January 1<sup>st</sup> through December 31<sup>st</sup>. NEW Memberships joining **AFTER June 30<sup>th</sup>** will be prorated at \$12.00 (Family) \$7.50 (Single) for the remainder of the year and any one joining or renewing a current membership after November 1st is good for the following year.

Make checks payable to: **Whips & Wheels Driving Club**  
 Send Form & Check to: **Pat Granzky 6988 Lanvale Court Clemmons, NC 27012**